

Realized Gain/Loss

Unrealized Gain/Loss

Unsettled Closed Positions

Gain / Loss Reports

Expand All

Edit your GainsKeeper cost basis

Filter: YTD

Select tax year: 2020

from: November

1

to: December

31

View

Totals: Adj cost 51,060.14

Adj proceeds 54,158.07

Adj gain (\$) 3,097.93

Adj gain (%) 6.05

Symbol	Description	Trans type	Qty	Open date	Adj cost	Close date	Adj proceeds	Adj gain (\$)	Adj gain (%)	Term	
ABBV	ABBVIE INC	Sell,FIFO	18	09/18/20	1,612.03	11/24/20	1,860.71	248.68	15.43	Short	
CSSE	CHICKEN SOUP FOR THE SOUL E		294	---	5,143.01	---	5,127.22	-15.79	-0.31	Short	
		Sell,FIFO	200	12/01/20	3,500.00	12/01/20	3,487.90	-12.10	-0.35	Short	
		Sell,FIFO	94	12/01/20	1,643.01	12/01/20	1,639.32	-3.69	-0.22	Short	
DCP	DCP MIDSTREAM LP	Sell,FIFO	200	09/17/20	2,384.80	12/11/20	4,147.89	1,763.09	73.93	Short	
ENB	ENBRIDGE INC		125	---	3,757.31	---	4,028.65	271.34	7.22	Short	
		Sell,FIFO	75	09/18/20	2,287.36	12/03/20	2,417.19	129.83	5.68	Short	
		Sell,FIFO	50	09/21/20	1,469.95	12/03/20	1,611.46	141.51	9.63	Short	
FRO	FRONTLINE LTD	Sell,FIFO	400	10/07/20	2,607.20	12/03/20	2,471.94	-135.26	-5.19	Short	
GLP	GLOBAL PARTNERS LP	Sell,FIFO	350	09/17/20	4,544.75	12/21/20	6,008.74	1,463.99	32.21	Short	
MPC	MARATHON PETROLEUM CORP		183	---	6,114.36	---	7,136.82	1,022.46	16.72	Short	
		Sell,FIFO	100	09/18/20	3,219.56	12/21/20	3,899.90	680.34	21.13	Short	
		Sell,FIFO	50	09/21/20	1,542.80	12/21/20	1,949.95	407.15	26.39	Short	
		Sell,FIFO	32	12/03/20	1,310.31	12/21/20	1,247.97	-62.34	-4.76	Short	
		Sell,FIFO	1	12/03/20	41.69	12/21/20	39.00	-2.69	-6.45	Short	
NVAX	NOVAVAX INC		14	---	1,682.58	---	1,579.09	-103.49	-6.15	Short	
		Sell,FIFO	13	12/15/20	1,697.80	12/31/20	1,466.30	-231.50	-13.64	Short	
		Sell,FIFO	1	12/15/20	127.24	12/31/20	112.79	-14.45	-11.36	Short	
		Wash Sale Adj	[8]	01/22/21	-142.46	12/31/20	--	142.46	--	Short	
O	REALTY INCOME CORPORATION		85	---	5,309.83	---	5,152.58	-157.25	-2.96	Short	
		Sell,FIFO	80	09/18/20	5,009.07	12/01/20	4,849.49	-159.58	-3.19	Short	
		Sell,FIFO	5	09/21/20	300.76	12/01/20	303.09	2.33	0.77	Short	
PEIX	PACIFIC ETHANOL INC		750	---	4,820.00	---	4,177.32	-642.68	-13.33	Short	
		Sell,FIFO	250	12/23/20	1,555.00	12/31/20	1,392.44	-162.56	-10.45	Short	
		Sell,FIFO	500	12/24/20	3,265.00	12/31/20	2,784.88	-480.12	-14.71	Short	
QS	QUANTUMSCAPE CORPORATION CL	Sell,FIFO	15	12/22/20	1,798.56	12/28/20	1,793.21	-5.35	-0.30	Short	
T	AT&T INC	Sell,FIFO	180	09/18/20	5,216.81	12/21/20	5,242.36	25.55	0.49	Short	
VLO	VALERO ENERGY CORP	Sell,FIFO	69	12/03/20	4,025.12	12/21/20	3,619.65	-405.47	-10.07	Short	
VTVT	VTV THERAPEUTICS INC	Sell,FIFO	600	12/11/20	2,043.78	12/14/20	1,811.89	-231.89	-11.35	Short	
Totals:					51,060.14		54,158.07	3,097.93	6.05		

Realized Gain/Loss

Unrealized Gain/Loss

Unsettled Closed Positions

Gain / Loss Reports

Expand All

Edit your GainsKeeper cost basis

Filter: YTD

Select tax year: 2021

from: January

1

to: March

4

View

Totals: Adj cost 98,031.31

Adj proceeds 100,327.20

Adj gain (\$) 2,295.89

Adj gain (%) 2.34

Symbol	Description	Trans type	Qty	Open date	Adj cost	Close date	Adj proceeds	Adj gain (\$)	Adj gain (%)	Term	
AAL	AMERICAN AIRLINES GROUP INC	Sell,FIFO	10	01/29/21	200.10	01/29/21	175.12	-24.98	-12.48	Short	
ABBV	ABBVIE INC	Sell,FIFO	29	09/18/20	2,597.15	01/06/21	3,025.31	428.16	16.49	Short	
ABT	ABBOTT LABORATORIES	Sell,FIFO	10	01/29/21	1,227.59	02/22/21	1,225.47	-2.12	-0.17	Short	
ACI	ALBERTSONS COMPANIES INC		165	---	2,878.66	---	2,792.55	-86.11	-2.99	Short	
		Sell,FIFO	55	01/12/21	957.00	01/13/21	930.85	-26.15	-2.73	Short	
		Sell,FIFO	55	01/12/21	959.75	01/13/21	930.85	-28.90	-3.01	Short	
		Sell,FIFO	54	01/12/21	944.45	01/13/21	913.93	-30.52	-3.23	Short	
		Sell,FIFO	1	01/12/21	17.46	01/13/21	16.92	-0.54	-3.09	Short	
ARKK	ARK INNOVATION	Sell,FIFO	14	02/19/21	2,123.09	02/23/21	1,876.94	-246.15	-11.59	Short	
ATEN	A10 NETWORKS INC		330	---	3,293.58	---	3,115.09	-178.49	-5.42	Short	
		Sell,FIFO	240	01/04/21	2,380.80	01/11/21	2,265.52	-115.28	-4.84	Short	
		Sell,FIFO	90	01/08/21	912.78	01/11/21	849.57	-63.21	-6.92	Short	
BNL	BROADSTONE NET LEASE INC CL		78	---	1,443.44	---	1,443.75	0.31	0.02	Short	
		Sell,FIFO	75	02/03/21	1,387.50	02/22/21	1,388.22	0.72	0.05	Short	
		Sell,FIFO	2	02/16/21	37.16	02/22/21	37.02	-0.14	-0.38	Short	
		Sell,FIFO	1	02/18/21	18.78	02/22/21	18.51	-0.27	-1.44	Short	
CLF	CLEVELAND-CLIFFS INC	Sell,FIFO	7	02/24/21	115.50	02/25/21	117.05	1.55	1.34	Short	
CODI	COMPASS DIVERSIFIED		179	---	3,155.62	---	3,822.28	666.66	21.13	Short	

👍	CODI	COMPASS DIVERSIFIED	179	---	3,155.62	---	3,822.28	666.66	21.13	Short	▶
		Sell.FIFO	175	09/17/20	3,071.60	01/13/21	3,736.87	665.27	21.66	Short	▶
		Sell.FIFO	2	12/11/20	42.78	01/13/21	42.70	-0.08	-0.19	Short	▶
		Sell.FIFO	2	12/15/20	41.24	01/13/21	42.71	1.47	3.56	Short	▶
	CSSEP	CHICKEN SOUP FOR SOUL SERIE	40	12/03/20	920.00	01/19/21	1,003.98	83.98	9.13	Short	▶
	CVS	CVS HEALTH CORP	12	02/01/21	865.56	02/16/21	869.02	3.46	0.40	Short	▶
👍	DBX	DROPBOX INC	112	---	2,501.33	---	2,495.37	-5.96	-0.24	Short	▶
		Sell.FIFO	45	01/04/21	1,008.00	01/13/21	1,002.60	-5.40	-0.54	Short	▶
		Sell.FIFO	67	01/05/21	1,493.33	01/13/21	1,492.77	-0.56	-0.04	Short	▶
👍	DCP	DCP MIDSTREAM LP	103	---	2,350.52	---	2,215.47	-135.05	-5.75	Short	▶
		Sell.FIFO	100	01/13/21	2,280.00	01/21/21	2,150.94	-129.06	-5.66	Short	▶
		Sell.FIFO	3	01/15/21	70.52	01/21/21	64.53	-5.99	-8.49	Short	▶
	EGO	ELDORADO GOLD CORP	65	01/22/21	729.93	01/27/21	673.71	-56.22	-7.70	Short	▶
	ENR	ENERGIZER HOLDINGS INC	10	02/08/21	511.20	02/08/21	486.76	-24.44	-4.78	Short	▶
👍	EXPR	EXPRESS PARENT LLC	30	---	397.20	---	176.10	-221.10	-55.66	Short	▶
		Sell.FIFO	10	01/27/21	120.00	01/28/21	58.70	-61.30	-51.08	Short	▶
		Sell.FIFO	20	01/27/21	277.20	01/28/21	117.40	-159.80	-57.65	Short	▶
	FALN	ISHARES U.S. FALLEN ANGELS	85	01/14/21	2,503.24	02/04/21	2,508.29	5.05	0.20	Short	▶
👍	FRG	FRANCHISE GROUP INC	294	---	8,807.49	---	10,050.14	1,242.65	14.11	Short	▶
		Sell.LIFO	150	12/21/20	4,162.50	01/25/21	5,127.62	965.12	23.19	Short	▶
		Sell.LIFO	50	12/24/20	1,465.72	01/25/21	1,709.21	243.49	16.61	Short	▶
		Sell.LIFO	19	01/14/21	615.03	01/25/21	649.50	34.47	5.60	Short	▶
		Sell.LIFO	75	01/25/21	2,564.24	01/25/21	2,563.81	-0.43	-0.02	Short	▶

GDV	THE GABELLI DIVIDEND & INCO		142	---	3,167.15	---	3,229.70	62.55	1.97	Short	
		Sell.FIFO	100	01/22/21	2,227.99	02/23/21	2,274.44	46.45	2.08	Short	
		Sell.FIFO	10	01/27/21	219.19	02/23/21	227.44	8.25	3.76	Short	
		Sell.FIFO	10	01/27/21	218.49	02/23/21	227.44	8.95	4.10	Short	
		Sell.FIFO	4	02/01/21	86.84	02/23/21	90.98	4.14	4.77	Short	
		Sell.FIFO	18	02/19/21	414.64	02/23/21	409.40	-5.24	-1.26	Short	
INTC	INTEL CORP	Sell.FIFO	45	01/14/21	2,648.03	01/22/21	2,629.73	-18.30	-0.69	Short	
LLY	ELI LILLY & CO		23	---	4,446.88	---	4,630.95	184.07	4.14	Short	
		Sell.FIFO	5	01/13/21	908.15	02/22/21	1,006.73	98.58	10.86	Short	
		Sell.FIFO	5	01/13/21	915.33	02/22/21	1,006.73	91.40	9.99	Short	
		Sell.FIFO	6	01/19/21	1,184.22	02/22/21	1,208.07	23.85	2.01	Short	
		Sell.FIFO	3	01/29/21	615.00	02/22/21	604.04	-10.96	-1.78	Short	
		Sell.FIFO	2	02/01/21	416.28	02/22/21	402.69	-13.59	-3.26	Short	
		Sell.FIFO	1	02/18/21	204.50	02/22/21	201.34	-3.16	-1.55	Short	
		Sell.FIFO	1	02/18/21	203.40	02/22/21	201.35	-2.05	-1.01	Short	
MSFT	MICROSOFT CORP		16	---	3,757.43	---	3,753.23	-4.20	-0.11	Short	
		Sell.FIFO	10	01/27/21	2,318.19	02/22/21	2,345.77	27.58	1.19	Short	
		Sell.FIFO	2	01/27/21	479.76	02/22/21	469.15	-10.61	-2.21	Short	
		Sell.FIFO	4	01/27/21	959.48	02/22/21	938.31	-21.17	-2.21	Short	
NLY	ANNALY CAPITAL MANAGEMENT I	Sell.FIFO	400	09/18/20	3,020.44	01/05/21	3,295.88	275.44	9.12	Short	




































➡ NVAX	NOVAVAX INC		21	---	4,221.31	---	4,586.17	364.86	8.64	Short	▶
		Sell.FIFO	8	01/22/21	1,144.46	01/29/21	1,654.68	510.22	44.58	Short	▶
		Sell.FIFO	13	02/24/21	3,141.45	03/01/21	2,931.49	-209.96	-6.68	Short	▶
		Wash Sale Adj	[4]	02/25/21	-64.60	03/01/21	--	64.60	--	Short	▶
➡ OTIC	OTONOMY INC		250	---	1,540.00	---	1,453.40	-86.60	-5.62	Short	▶
		Sell.FIFO	192	12/24/20	1,182.72	01/07/21	1,116.44	-66.28	-5.60	Short	▶
		Sell.FIFO	58	12/24/20	357.28	01/07/21	336.96	-20.32	-5.69	Short	▶
PKI	PERKINELMER INC	Sell.FIFO	12	01/07/21	1,919.64	01/13/21	1,815.92	-103.72	-5.40	Short	▶
PM	PHILIP MORRIS INTERNATIONAL	Sell.FIFO	20	01/13/21	1,621.62	01/15/21	1,617.96	-3.66	-0.23	Short	▶
RY	ROYAL BANK OF CANADA	Sell.FIFO	25	01/13/21	2,129.00	01/19/21	2,123.45	-5.55	-0.26	Short	▶
➡ SCYX	SCYNEXIS INC		427	---	3,338.54	---	3,224.25	-114.29	-3.42	Short	▶
		Sell.FIFO	125	01/06/21	953.75	01/20/21	971.67	17.92	1.88	Short	▶
		Sell.FIFO	2	01/08/21	15.58	01/20/21	15.55	-0.03	-0.19	Short	▶
		Wash Sale Adj	[1]	01/08/21	-0.02	01/20/21	--	0.02	--	Short	▶
		Wash Sale Adj	[1]	01/15/21	-0.01	01/20/21	--	0.01	--	Short	▶
		Sell.FIFO	98	01/08/21	763.42	01/20/21	730.35	-33.07	-4.33	Short	▶
		Sell.FIFO	1	01/08/21	7.76	01/20/21	7.46	-0.30	-3.87	Short	▶
		Sell.FIFO	25	01/15/21	198.75	01/20/21	186.31	-12.44	-0.26	Short	▶
		Wash Sale Adj	[98]	01/15/21	-33.07	01/20/21	--	33.07	--	Short	▶
		Wash Sale Adj	[1]	01/15/21	-0.30	01/20/21	--	0.30	--	Short	▶
		Wash Sale Adj	[1]	01/15/21	-0.50	01/20/21	--	0.50	--	Short	▶
		Sell.FIFO	175	01/15/21	1,424.63	01/20/21	1,305.45	-119.18	-8.37	Short	▶

SDIV	GLOBAL X SUPERDIVIDEND ETF		500	---	5,547.00	---	6,597.70	1,050.70	18.94	Short
	Sell.FIFO	100	09/18/20		1,109.40	01/19/21	1,331.97	222.57	20.06	Short
	Sell.FIFO	100	09/18/20		1,109.40	01/19/21	1,331.97	222.57	20.06	Short
	Sell.FIFO	100	09/18/20		1,109.40	01/25/21	1,311.46	202.06	18.21	Short
	Sell.FIFO	200	09/18/20		2,218.80	01/25/21	2,622.30	403.50	18.19	Short
SLV	ISHARES SILVER TR	Sell.FIFO	20	02/01/21	555.00	02/02/21	508.01	-46.99	-8.47	Short
SMPL	SIMPLY GOOD FOODS CO	Sell.FIFO	50	01/06/21	1,512.63	01/08/21	1,497.83	-14.80	-0.98	Short
STZ	CONSTELLATION BRANDS		50	---	11,298.25	---	10,928.84	-369.41	-3.27	Short
	Sell.FIFO	25	01/25/21		5,649.13	01/27/21	5,355.75	-293.38	-5.19	Short
	Sell.FIFO	6	01/25/21		1,355.79	02/01/21	1,270.47	-85.32	-6.29	Short
	Sell.FIFO	11	01/25/21		2,485.61	02/17/21	2,527.30	41.69	1.68	Short
	Sell.FIFO	8	01/25/21		1,807.72	02/22/21	1,775.32	-32.40	-1.79	Short
TOYOF	TOYOTA MOTOR CORP	Sell.FIFO	8	01/19/21	600.95	01/28/21	554.88	-46.07	-7.67	Short
TRQ	TURQUOISE HILL RESOURCES LT		150	---	1,778.50	---	1,664.94	-113.56	-0.39	Short
	Sell.FIFO	50	01/19/21		585.50	01/25/21	554.98	-30.52	-5.21	Short
	Sell.FIFO	100	01/20/21		1,193.00	01/25/21	1,109.96	-83.04	-6.96	Short
USAT	USA TECHNOLOGIES INC	Sell.FIFO	180	01/04/21	1,915.20	01/13/21	1,814.02	-101.18	-5.28	Short
VRS	VERSO CORPORATION CL A		190	---	2,421.35	---	2,223.75	-197.60	-8.16	Short
	Sell.FIFO	50	01/19/21		627.75	01/28/21	585.20	-42.55	-0.78	Short
	Sell.FIFO	100	01/20/21		1,292.00	01/28/21	1,170.39	-121.61	-9.41	Short
	Sell.FIFO	40	01/22/21		501.60	01/28/21	468.16	-33.44	-6.67	Short
VRT	VERTIV HOLDINGS LLC	Sell.FIFO	37	01/04/21	694.92	01/13/21	672.02	-22.90	-3.30	Short
VZ	VERIZON COMM		60	---	3,276.27	---	3,432.17	155.90	4.76	Short
VZ	VERIZON COMM		60	---	3,276.27	---	3,432.17	155.90	4.76	Short
	Sell.FIFO	50	02/01/21		2,714.25	02/23/21	2,860.14	145.89	5.37	Short
	Sell.FIFO	2	02/16/21		108.18	02/23/21	114.41	6.23	5.76	Short
	Sell.FIFO	8	02/18/21		453.84	02/23/21	457.62	3.78	0.83	Short
Totals:					98,031.31		100,327.20	2,295.89	2.34	

Realized Gain/Loss	Unrealized Gain/Loss	Unsettled Closed Positions	Gain / Loss Reports	Expand All Edit your GainsKeeper cost basis
--------------------	----------------------	----------------------------	---------------------	---

Long positions | Totals: Adj cost **47,791.80** Mkt value **48,309.43** Adj gain (\$) **517.63** Adj gain (%) **1.08**

Symbol ▼	Description	Qty	Open date	Adj cost per share	Adj cost	Wash sale adj	Last	Mkt value	Adj gain (\$)	Adj gain (%)	Term	
ABBV	ABBVIE INC	55	---	105.1862	5,785.24	--	105.65	5,810.75	25.51	0.44	Short	
		3	09/18/20	89.5567	268.67	--	105.65	316.95	48.28	17.97	Short	
		6	12/04/20	105.38	632.28	--	105.65	633.90	1.62	0.26	Short	
		1	12/04/20	105.56	105.56	--	105.65	105.65	0.09	0.09	Short	
		19	12/11/20	106.9453	2,031.96	--	105.65	2,007.35	-24.61	-1.21	Short	
		6	01/27/21	103.9450	623.67	--	105.65	633.90	10.23	1.64	Short	
		10	03/03/21	106.33	1,063.30	--	105.65	1,056.50	-6.80	-0.64	Short	
		10	03/03/21	105.98	1,059.80	--	105.65	1,056.50	-3.30	-0.31	Short	
CSSEP	CHICKEN SOUP FOR SOUL SERIE	240	---	23.0107	5,522.57	--	26.46	6,350.40	827.83	14.99	Short	
		186	12/03/20	23.00	4,278.00	--	26.46	4,921.56	643.56	15.04	Short	
		52	12/03/20	23.05	1,198.60	--	26.46	1,375.92	177.32	14.79	Short	
		2	12/04/20	22.9850	45.97	--	26.46	52.92	6.95	15.12	Short	
DIS	WALT DISNEY CO	19	---	188.8768	3,588.66	--	188.03	3,572.57	-16.09	-0.45	Short	
		8	02/02/21	179.30	1,434.40	--	188.03	1,504.24	69.84	4.87	Short	
		8	02/24/21	196.87	1,574.96	--	188.03	1,504.24	-70.72	-4.49	Short	
		3	02/25/21	193.10	579.30	--	188.03	564.09	-15.21	-2.63	Short	
ENB	ENBRIDGE INC	130	---	32.4569	4,219.40	--	35.20	4,576.00	356.60	8.45	Short	
		75	01/04/21	32.44	2,433.00	--	35.20	2,640.00	207.00	8.51	Short	
		55	01/05/21	32.48	1,786.40	--	35.20	1,936.00	149.60	8.37	Short	
GOF	GUGGENHEIM STRATEGIC OPPORT	161	---	20.0901	3,234.51	--	20.77	3,343.97	109.46	3.38	Short	
		100	12/28/20	19.52	1,952.00	--	20.77	2,077.00	125.00	6.40	Short	
		40	02/10/21	21.0423	841.69	--	20.77	830.80	-10.89	-1.29	Short	
		1	02/12/21	20.82	20.82	--	20.77	20.77	-0.05	-0.24	Short	
		20	03/03/21	21.00	420.00	--	20.77	415.40	-4.60	-1.10	Short	
GTN	GRAY TELEVISION	195	---	19.4919	3,800.92	--	18.88	3,681.60	-119.32	-3.14	Short	
		37	02/05/21	18.44	682.28	--	18.88	698.56	16.28	2.39	Short	
		65	02/24/21	19.9377	1,295.95	--	18.88	1,227.20	-68.75	-5.30	Short	
		60	02/25/21	20.0698	1,204.19	--	18.88	1,132.80	-71.39	-5.93	Short	
		12	02/25/21	19.79	237.48	--	18.88	226.56	-10.92	-4.60	Short	
		1	02/25/21	19.62	19.62	--	18.88	18.88	-0.74	-3.77	Short	
		20	02/26/21	18.07	361.40	--	18.88	377.60	16.20	4.48	Short	
IWM	ISHARES RUSSELL 2000 INDEX	16	---	227.0431	3,632.69	--	213.19	3,411.04	-221.65	-6.10	Short	
		10	02/25/21	227.2150	2,272.15	--	213.19	2,131.90	-140.25	-6.17	Short	
		5	02/25/21	227.2380	1,136.19	--	213.19	1,065.95	-70.24	-6.18	Short	
		1	03/02/21	224.35	224.35	--	213.19	213.19	-11.16	-4.97	Short	

 KMI	KINDER MORGAN INC	360	---	14.2523	5,130.83	--	15.69	5,648.40	517.57	10.09	Short		
		250	12/23/20	13.88	3,470.00	--	15.69	3,922.50	452.50	13.04	Short		
		1	01/04/21	13.71	13.71	--	15.69	15.69	1.98	14.44	Short		
		2	01/14/21	15.4350	30.87	--	15.69	31.38	0.51	1.65	Short		
		22	01/20/21	15.4477	339.85	--	15.69	345.18	5.33	1.57	Short		
		25	02/08/21	14.26	356.50	--	15.69	392.25	35.75	10.03	Short		
		20	02/08/21	14.7750	295.50	--	15.69	313.80	18.30	6.19	Short		
		30	02/25/21	15.66	469.80	--	15.69	470.70	0.90	0.19	Short		
		10	02/25/21	15.46	154.60	--	15.69	156.90	2.30	1.49	Short		
 NVAX	NOVAVAX INC	11	---	244.0064	2,684.07	64.60	158.10	1,739.10	-944.97	-35.21	Short		
		7	02/24/21	241.65	1,691.55	--	158.10	1,106.70	-584.85	-34.57	Short		
		4	02/25/21	248.13	992.52	64.60	158.10	632.40	-360.12	-36.28	Short		
 QQQ	INVESCO QQQ TRUST SERIES I	7	---	320.0457	2,240.32	--	304.10	2,128.70	-111.62	-4.98	Short		
		3	02/01/21	319.91	959.73	--	304.10	912.30	-47.43	-4.94	Short		
		3	02/24/21	322.03	966.09	--	304.10	912.30	-53.79	-5.57	Short		
 QTS-A	QTS REALTY TRUST INC SERIES	1	03/03/21	314.50	314.50	--	304.10	304.10	-10.40	-3.31	Short		
		101	---	26.5326	2,679.79	--	27.30	2,757.30	77.51	2.89	Short		
		98	02/24/21	26.50	2,597.00	--	27.30	2,675.40	78.40	3.02	Short		
 QTS-A	QTS REALTY TRUST INC SERIES	3	03/03/21	27.5967	82.79	--	27.30	81.90	-0.89	-1.08	Short		
		 TRTN	TRITON INTERNATIONAL LIMITE	41	---	54.8656	2,249.49	--	55.84	2,289.44	39.95	1.78	Short
14	02/09/21			51.1757	716.46	--	55.84	781.76	65.30	9.11	Short		
6	02/12/21			52.83	316.98	--	55.84	335.04	18.06	5.70	Short		
1	02/12/21			52.75	52.75	--	55.84	55.84	3.09	5.86	Short		
10	02/25/21			58.51	585.10	--	55.84	558.40	-26.70	-4.56	Short		
10	02/25/21			57.82	578.20	--	55.84	558.40	-19.80	-3.42	Short		
 VV	VANGUARD LARGE-CAP VIPERS	17	---	177.8418	3,023.31	--	176.48	3,000.16	-23.15	-0.77	Short		
		5	01/29/21	173.47	867.35	--	176.48	882.40	15.05	1.74	Short		
		4	02/01/21	175.25	701.00	--	176.48	705.92	4.92	0.70	Short		
		8	02/24/21	181.87	1,454.96	--	176.48	1,411.84	-43.12	-2.96	Short		
Totals:													
				47,791.80			48,309.43	517.63	1.08				